

TRAVIRACK R080



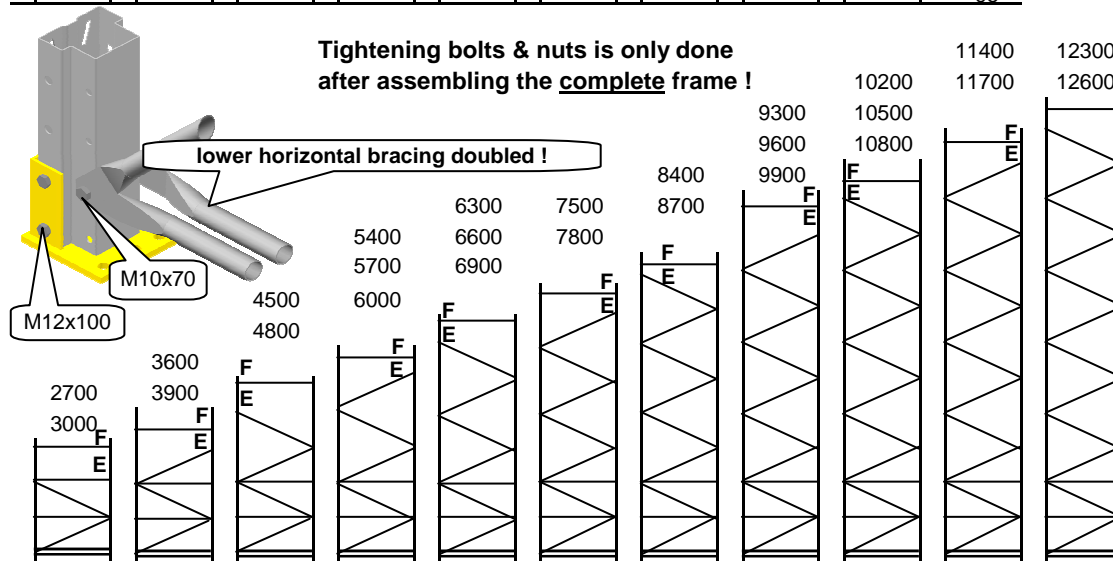
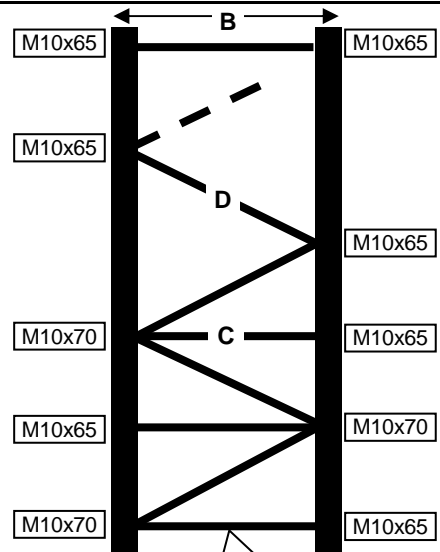
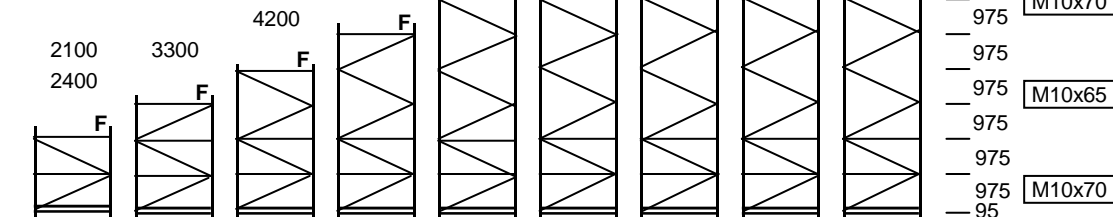
++/32/(0)3/240 11 30
++/32/(0)67/41 12 41



B (mm)	C*	D*
600	508	1119
800	708	1220
900	808	1279
1000	908	1343
1050	958	1378
1100	1008	1412
1200	1108	1485

* total length
(axe/axe = - 34 mm)

FRAMES 2 UPRIGHTS (3 on request)



Tightening bolts & nuts is only done after assembling the complete frame !

lower horizontal bracing doubled

Check the bracing design according to the height of the frame before starting to assemble.

Please respect all drawings and installations notices meticulously. Respect the verticality of the installation (<1/400e). Align the frames perfectly and install the beams each time secured by the 2 safety pins included.

A (mm)	C	D			E	F
	∅ 28		M10x65	M10x70		
2100	4	2	4	2	0	55
2400	4	2	4	2	0	355
2700	5	2	6	2	450	205
3000	5	2	6	2	750	205
3300	5	3	5	3	0	280
3600	5	3	6	3	375	205
3900	5	3	6	3	675	205
4200	5	4	6	3	0	205
4500	5	4	7	3	300	205
4800	5	4	7	3	600	205
5100	5	5	7	3	0	130
5400	5	5	8	3	225	205
5700	5	5	8	3	525	205
6000	5	5	8	3	825	205
6300	5	6	9	3	150	205
6600	5	6	9	3	450	205
6900	5	6	9	3	750	205
7200	5	7	9	3	0	280
7500	5	7	10	3	375	205
7800	5	7	10	3	675	205
8100	5	8	10	3	0	205
8400	5	8	11	3	300	205
8700	5	8	11	3	600	205
9000	5	9	11	3	0	130
9300	5	9	12	3	225	205
9600	5	9	12	3	525	205
9900	5	9	12	3	825	205
10200	5	10	13	3	75	280
10500	5	10	13	3	450	205
10800	5	10	13	3	750	205
11100	5	11	13	3	0	280
11400	5	11	14	3	375	205
11700	5	11	14	3	675	205
12000	5	12	14	3	0	205
12300	5	12	15	3	300	205
12600	5	12	15	3	600	205

1. Mind the direction of the upright : it is not reversible !
2. Fix one steel base to each upright using 2 bolts M12x100 (M10x70 for rear steel base)
3. Fix one end of the lower horizontal bracing (doubled) in the second lower slot with 1 bolt M10x65.
4. Fix the 2nd end of the horizontal bracing together with the 1st end of the diagonal bracing in the second lower slot with 1 bolt M10x70.
5. Fix the 2nd end of the diagonal bracing together with the 1st end of the next horizontal bracing and the 1st end of the next diagonal bracing using 1 bolt M10x70. Fix the 2nd end of the horizontal bracing with 1 bolt M10x65.
6. Each time 3 tubes need fixing together a M10x70 bolt is needed, if there are only 2 tubes to be assembled a M10x65 bolt is used.
7. Tighten well all bolts & nuts.
8. If wanted you can anchor the frame (1 anchor per upright) with anchors ∅ 12. (optional)