



*CORNIX
STORAGE SYSTEMS
FOR LIFE!*



PARTITIONS



Cornix is manufacturer of storage systems since 1958

CORMESH® • ANTI-COLLAPSE GRIDS

ANTI-COLLAPSE GRIDS FOR PALLET RACKING

The anti-collapse grids guarantee an increased security in your warehouse : how many times does it not happen that bits of goods or even complete pallets fall down ? This security system prevents this kind of accidents by fixing mesh panels to the back of your pallet racking. These panels are fixed at 100 to 200 mm distance from your rack in order to position your pallets easily.

The mesh panels are available in 6 standard sizes and can be adapted to the dimensions of your pallet racking as to obtain an optimal fit.
(adjustment set is optional)



TECHNICAL DATA

Steel tubular frame with horizontal tubes 19x19 mm, vertical tubes 15x15 mm.
Spot welded wire frame, mesh 50x60 mm (vertical wires Ø 2,5 mm, horizontal wires Ø 3 mm).
Standard finish : light grey RAL 9018, other colours are available at extra cost.

Required brackets : 1 per connection panel/ pallet racking upright with the exception of the lower panel which requires 2. The lower bracket is installed upside down.
The anti-collapse system can be installed on most types of pallet racking.
The dimension of the bracket is the inner dimension of the panel which means +/- the overhang of the pallet in relation to the beam.

MESH :






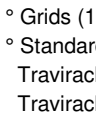


Standard : 50 x 60 mm (wxh)
On request at extra cost : 50 x 30 mm

In order to raise an pallet racking upright a special U section is available allowing you to secure the top level of your installation.


The Travirack® 80 bracket fits also the RediRack® upright > 6/2011.

Delivered unassembled.
On request our specialized installers can install your anti-collapse grids.
Ask for a free quote !



TYPE	DIM. (mm)	CODE	€
	Anti-collapse grid 2200 x 1000	79TAS220100G3	
	2200 x 1200	79TAS220120G3	
	2200 x 1500	79TAS220150G3	
	1100 x 1000	79TAS110100G3	
	1100 x 1200	79TAS110120G3	
	1100 x 1500	79TAS110150G3	
Each panel contains 1 set of bolts 7TRB7000V			
	Adjusting set 1000 (960)	79TASAD96Z3	
	1200 (1160)	79TASAD116Z3	
	1500 (1460)	79TASAD146Z3	
	(= U 20x20x2200 + tube 15x15x960/1160/1460)		
	Bracket galva 100*	79TASC100Z3	
	galva 125*	79TASC125Z3	
	galva 150*	79TASC150Z3	
	galva 175*	79TASC175Z3	
	galva 200*	79TASC200Z3	
special model TraviRack®/TraviPal®/RediRack® :			
	A = 80/83 galva 150**	79TASC15080Z0	
	A = 100 galva 150***	79TASC150100Z0	
Each bracket contains 1 set adapted bolts.			
	U section (finishing) 2200	79TASU20220Z3	
	Upright raiser 2000	79TASU41200Z3	
(= U 41x41 with slots for fixing on rack upright)			
Fixing kit for :			
	° Grids (1 set per grid)	7TRB7000	
	° Standard bracket M8x25*	7TRB00100	
	Travirack80 bracket M10x95**	7TRBTR800	
	Travirack100 bracket M10x115***	7TRBTR1000	
(1 set per bracket)			
	° Floor U section (1 set per section)	7TRB10	
	° Clip per piece (M8x35 incl.)	79TASATTZ3	
	° Selfdrilling screw 4,8x 19 per piece	JT75045X19Z0	

For the most up to date price : please consult us



Other dimensions on request.

ATTENTION !

According to the new safety regulations the rear side of single row racking installations alongside corridors, transit zones, workfloors etc., have to be secured with an anti-collapse system allowing the interception of goods that might possibly fall down (mesh panels, full panels, etc.).

SLIDING DOORS ►

Nothing keeps you from integrating a sliding door in your installation making not only your rack 100 % accessible but also serving as anti-collapse system.

Anti-collapse grids and sliding doors can always be installed on your existing installation.

TECHNICAL DATA (sliding doors)

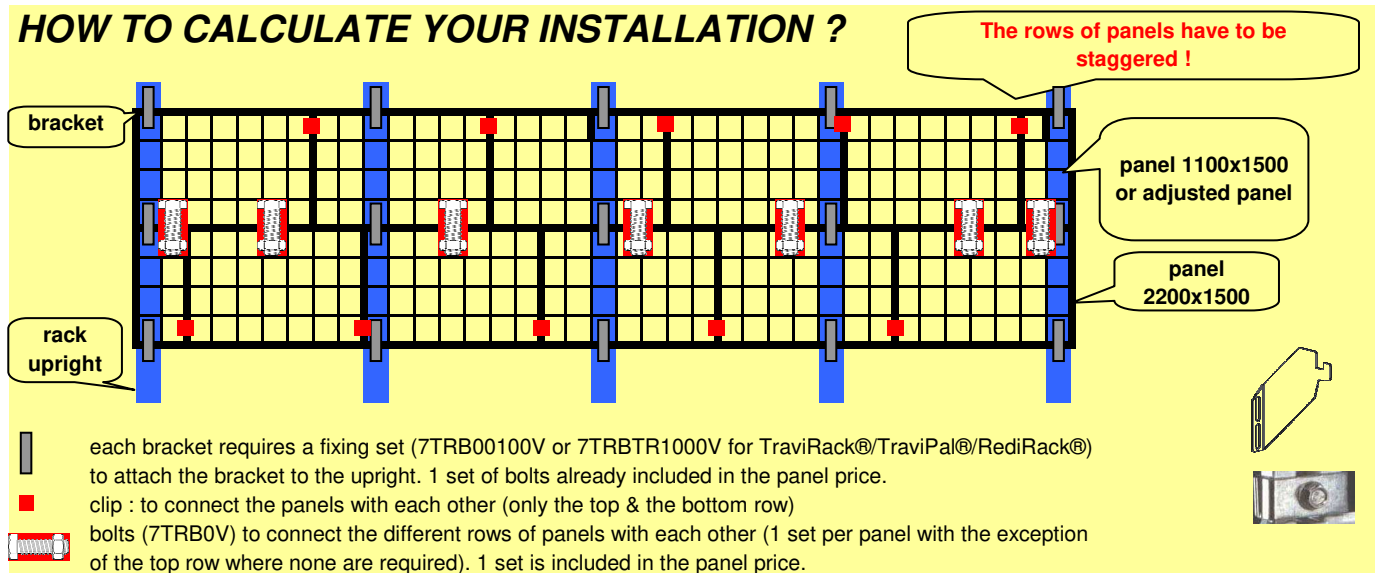
Steel tubular frame : vertical tubes 30 x 20 mm, horizontal tubes 25 x 15 mm. Spot welded wire frame : mesh 50 x 60 mm (vertical wires Ø 3 mm, horizontal wires Ø 2,5 mm). Standard finish : light grey RAL 9018.

new :
standard colour
grey ral 9018



ASK FOR A VISIT OF ONE OF OUR PROJECT ENGINEERS FOR A FREE QUOTE !

HOW TO CALCULATE YOUR INSTALLATION ?



Adapting a panel :

Cut to the required dimension. Use the adjustment set 1000, 1200 or 1500 (= U 19x19x19x2200 section + tube 15x15) : the mesh frame is pressed between the tube and the U section. You can rivet the panel frame (rivets not delivered) or you can use the selfdrilling screws 4,8x19 (included).

When you have to adjust a panel (this is always done at the time of installation) this panel has to be installed at the end of your anti-collapse wall. The U profile can cover more than 1 panel as it is 2200 mm long.

Remark :

The anti-collapse system usually starts from the first level, not from the ground level ! You can however start your wall +/- 30 mm from your floor by installing the lower brackets upside down.

You can also start your wall from the floor : in that case you first fix a U section to the floor in which you will introduce the lower side of the panel. In this case the lower row of brackets is not needed but you need to have a perfectly level floor.

You can also use the U section to strenghten your anti-collapse wall : in that case you fix a U section underneath and on top of the mesh wall with self drilling screws 4,8x19 (JT75045X19Z0 : 3 per U).



**EUROPE'S FIRST MANUFACTURER
OF STORAGE SYSTEMS**

CORMESH® • PARTITIONS

DO YOU HAVE A BIG PROJECT TO REALIZE ?
CONSULT OUR
ENGINEERING DEPARTMENT
FOR A FREE QUOTE.



INDUSTRIAL PARTITIONS

Bespoke
on request
CORMESH®

Modular sections available in several dimensions allowing you to equip and secure any storage or workshop area in an efficient way. Some of the sections can also be used as a ceiling provided that the span does not exceed 4 meter.


Technical characteristics :

Steel tubular frame : vertical tubes 30x20 mm, horizontal tubes 25x15 mm. Spot welded wire frame, mesh 50x60 mm (vertical wires Ø 3mm, horizontal wires Ø 2,5mm).

Standard finish : light grey RAL 9018, half foot and stabilizer posts silvergrey RAL 9006. Galvanized version available optional.

Other colours are available at extra cost.

The wall sections are available as mesh section, full steel sheet section or transparant plexi section.





mesh panel




steel sheet



plexi panel



Stabilizer post.



Guide for
sliding door.

1 Wall section.

Standard height 2200 mm. As the wall sections are installed 50 mm above ground level the total height of the first section will be 2250 mm. Widths : see price chart. Fixed to the floor by means of half feet or stabilizer posts. To obtain higher partitions you can use the raiser wall sections of 750 or 1100 mm or the 2200 mm wall sections. In both cases sleeves are required to connect the wall sections (2 for the first section, 1 for the next ones).

2 Hinged door.

Available left or right turning. Double hinged door also available. Choice between padlock plates (padlock not included) or cylinderlock (optional). Height 2250 mm, other heights on request. Available widths : all available widths wall section to be increased with the width of the door accessories (posts and cylinderlock sections).

3 Sliding door.

Delivered complete as a set with rail, castors, guides and padlock plates (padlock not included). Cylinderlock optional. Total height +/- 2350 mm (+/- 2250 mm useful). Widths : all widths of the wall sections to be completed with the items of the doorset. A double rail for 2 sliding doors that slide in front of each other is also available.

Attention : the price 'doorset' is excluding the door panel and the stabilizer posts 'door' !

**ASK FOR A VISIT OF ONE OF OUR
PROJECT ENGINEERS FOR A FREE QUOTE !**



4 Raiser panel.

Standard height 750 mm or 1100 mm. Widths : see price chart. To be fixed to the inferior panels using sleeves (not included). The sleeves kit contains 2 sleeves and the necessary bolts to fix the raiser panel. For higher partitions you just use a second panel of 2200 mm (see 1) as raiser together with 1 sleeve per panel (2 for the first one). It is also possible to raise a hinged or sliding door using the same principle.

5 Wicket.

Available on request. Equipped with an inward turning hinged door with padlock plates.
A shelf is available optional.

 Stabilizer post, half foot and angle connectors.

Half footplates give the partition a 100 % stability and make bracing obsolete avoiding thus dangerous obstacles for forklift trucks.

A stabilizer post 'wall section' is recommended for longer partitions with a height of 2200 mm.

For higher partitions a stabilizer post raiser is available. The stabilizer post 'wall section' is installed behind the partition and therefore does not extend your installation.

For hinged or sliding doors stabilizer posts 'door' are required. For hinged doors you need 2 of them, sliding doors require 3 to 6 stabilizer posts depending on the length of the door.

The stabilizer posts 'door' extend your installation each time with 50 mm.

The stabilizer posts 'wall section' and 'door' are limited to a height 4500 mm. For higher partitions other solutions are available.

If 2 partitions form an angle the stability is secured by the angle connectors (1 set of 3 pieces per height of 2200 mm) and a half foot.

7 Post.

This tubular section (20x30) can be used to extend your partition with a few cm.

U section.

Standard length 2200 mm. For a better top finish of the panels.

 Bolts.

To fix a panel to the wall you use the set 7TRB00010V, to connect two panels set 7TRB7010V and to install a raiser panel use set 7TRB7000V.

10 Adjusting set for panels.

All panels can be adjusted when installing using the adjusting kits.

Delivered unassembled. On request our specialized installers can install your partitions.

Ask for a free quote !




DESCRIPTION	DIM. (mm)		MESH SECTION	STEEL SHEET SECTION	PLEXI SECTION	
<i>light grey RAL 9018</i>	W	x H	CODE	€	CODE	€
Wall section	H = 2200 mm	250 x 2200	79TAF220025G3		79TAF220025G3	79TAFP220025G3
		400 x 2200	79TAF220040G3		79TAF220040G3	79TAFP220040G3
		700 x 2200	79TAF220070G3		79TAF220070G3	79TAFP220070G3
		1000 x 2200	79TAF220100G3		79TAF220100G3	79TAFP220100G3
		1200 x 2200	79TAF220120G3		-	-
		1500 x 2200	79TAF220150G3		-	-
Wall section raiser	H = 750 mm	250 x 750	79TAF075025G3		-	-
		400 x 750	79TAF075040G3		-	-
		700 x 750	79TAF075070G3		-	-
		1000 x 750	79TAF075100G3		-	-
		1200 x 750	79TAF075120G3		-	-
		1500 x 750	79TAF075150G3		-	-
Wall section raiser	H = 1100 mm	250 x 1100	79TAF110025G3		79TAF110025G3	79TAFP110025G3
		400 x 1100	79TAF110040G3		79TAF110040G3	79TAFP110040G3
		700 x 1100	79TAF110070G3		79TAF110070G3	79TAFP110070G3
		1000 x 1100	79TAF110100G3		79TAF110100G3	79TAFP110100G3
		1200 x 1100	79TAF110120G3		-	-
		1500 x 1100	79TAF110150G3		-	-
Sleeve for raiser section (set 2 pieces, bolt set 7TRB7000V included)					79TAFMAN3020Z3	

ACCESSORIES		STANDARD COLOUR	DIMENSIONS (mm)				CODE	€
DESCRIPTION			H	x	L	x	W	
Adjusting set								
* horizontal		9018		x		x	1500	79TAFADHOG3
* vertical		9018	2200	x		x		79TAFADVEG3
* for fixed top panel above door		9006		x		x	3000	79TAFIMPGA3
Half foot		9006						79TAFPIED50GA3
Stabilizer post 'wall section'		9006	2250	x	70	x	25	79TAF7025225GA3
Extension unit for stabilizer post 'wall section' (sleeve incl.)		9006	750	x	70	x	25	79TAF7025075GA3
maximum height stabilizer post 70x25 : 4500 mm !		9006	1100	x	70	x	25	79TAF7025110GA3
Stabilizer post 'door'		9006	2250	x	50	x	50	79TAF5050225GA3
Extension unit for stabilizer post 'door' (sleeve incl.)		9006	750	x	50	x	50	79TAF5050075GA3
maximum height stabilizer post 50x50 : 4500 mm !		9006	1100	x	50	x	50	79TAF5050110GA3
		9006	2200	x	50	x	50	79TAF5050220GA3
Sleeve for stabilizer post 'door'				x	50	x	50	79TAFMAN5050Z3
Stabilizer post HD (base to be bolted)		9006	2250	x	80	x	80	79TAF8080225GA3
Extension unit for HD stabilizer post (sleeve incl.)		9006	750	x	80	x	80	79TAF8080075GA3
maximum height stabilizer post 80x80 : 6600 mm !		9006	1100	x	80	x	80	79TAF8080110GA3
		9006	2200	x	80	x	80	79TAF8080220GA3
Post		9018	2200	x	30	x	20	79TAF220002G3
		9006	2200	x	30	x	20	79TAF220002GA3
		9006	1100	x	30	x	20	79TAF110002GA3
		9006	750	x	30	x	20	79TAF075002GA3
Angle connector	90° (set 3 pieces) 0-180° (set 2 pieces)	galva galva						79TAF075002GA3
Section U 20/30/20		9018	2200	x	20	x	30	79TAF075002GA3
Bolts for wall fixing								79TAF075002GA3
Bolts to connect 2 panels 2200 mm (= 3 M8x55)								79TAF075002GA3
Bolts to connect height extension 750 of 1100 (= 2 M8x55)								79TAF075002GA3
Horizontal plinth		9018		x		x	250	79TAF075002GA3
(to close the +/- 16 mm gap between steel sheet panel and plexi section if required)		9018		x		x	400	79TAF075002GA3
		9018		x		x	700	79TAF075002GA3
		9018		x		x	1000	79TAF075002GA3
Padding section	U 30/50/30	9006	2200	x	50	x	30	79TAF075002GA3
(4 M8x40 included)	U 30/150/30	9006	2200	x	150	x	30	79TAF075002GA3
Padding section for lock post	U 30/50/30	9006	2200	x	50	x	30	79TAF075002GA3
(each post requires 2 mushroom headed bolts M8x100, not included)		9006	1100	x	50	x	30	79TAF075002GA3
Mushroom headed bolt M8x100 (without nut))		9006	750	x	50	x	30	79TAF075002GA3
V - rubber protector per meter								JV6038X100Z2
								79TAF1098413


**new :
standaard colour
grey ral 9018**

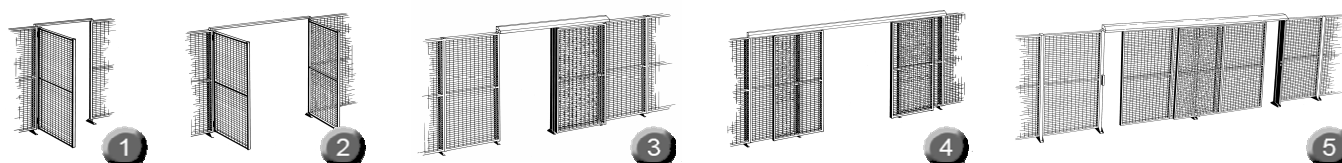
**For the most
up to date price :
please consult us**



Standard colour : light grey RAL 9018 or silvergrey RAL 9006 depending on the components.

				
padlock plates (standard)	cylinder lock (standard)	snap lock (on request)	panic lock (on request)	lock with panic bar (on request)

Delivered unassembled. On request our specialized installers can install your partitions.
Ask for a free quote ! 

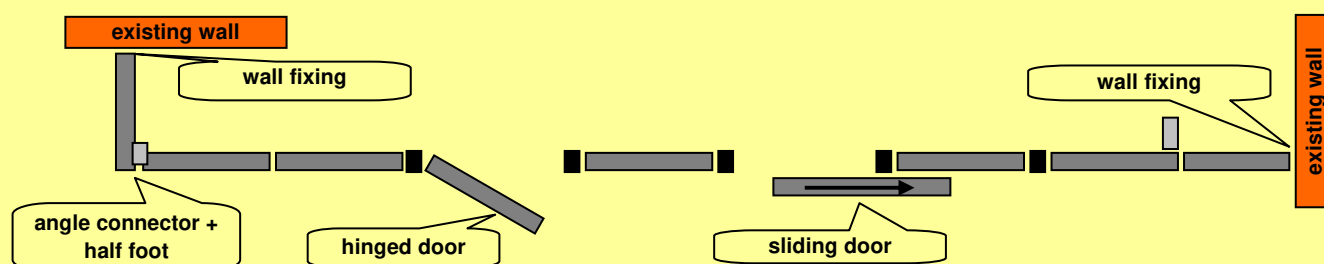


DESCRIPTION DOORSET (door panel and stabilizer post 'door' <u>not</u> included !)	STAB. POST 50x50	MAXIMUM DIMENSIONS H x W	WITH PADLOCK PLATES		WITH CYLINDER LOCK	
			CODE	€	CODE	€
Single hinged door	2	2200 x 1500	79TAF7202201503		79TAF7302201503	
	2	3000 à 4450 x 1500	79TAF7203301503		79TAF7303301503	
Double hinged door	2	2200 x 3000	79TAF7202203003		79TAF7302203003	
	2	3000 à 4450 x 3000	79TAF7203303003		79TAF7303303003	
Single sliding door	3	2200 x 1500	79TAF8202201503		79TAF8302201503	
	3	x 2400	79TAF8202202403		79TAF8302202403	
	4	x 3000	79TAF8202203003		79TAF8302203003	
	5	x 5000	79TAF8202205003		79TAF8302205003	
	3	3000 à 4450 x 1500	79TAF8203301503		79TAF8303301503	
	3	x 2400	79TAF8203302403		79TAF8303302403	
	4	x 3000	79TAF8203303003		79TAF8303303003	
	5	x 5000	79TAF8203305003		79TAF8303305003	
Double sliding door (single rail with central lock)	4	2200 x 1500	79TAF8212201503		79TAF8312201503	
	4	x 3000	79TAF8212203003		79TAF8312203003	
	6	x 5000	79TAF8212205003		79TAF8312205003	
	4	3000 à 4450 x 1500	79TAF8213301503		79TAF8313301503	
	4	x 3000	79TAF8213303003		79TAF8313303003	
	6	x 5000	79TAF8213305003		79TAF8313305003	
Double sliding door (double rail, 1 lock at each end)	3(2)	2200 x 4800	-	-	79TAF8302204803	
	3(2)	3000 à 4450 x 4800	-	-	79TAF8303304803	
Standard cylinder (not included in the door set with cylinder lock !)			-	-	79TAF1095403	

Attention :



- * the price of the door set does not include the door section (to be chosen from the wall sections above) and does not include the necessary stabilizer posts mentioned in the chart.
- * the price of the door set with cylinderlock does not include the cylinder (or the cylinders in case of a double sliding door). The standard cylinder has to be ordered separately. For special type cylinders please consult us.
- * the sliding door with double rail requires 3 stabilizer posts 'door' but to calculate the length of the installation you only have to consider 2x50 mm as the third post is installed in the middle of the door opening.

HOW TO CALCULATE THE COMPONENTS OF YOUR INSTALLATION ?



- stabilizer post 'wall section' : 1 per 2 wall sections alternating with the half feet. Wall height 3000 mm : it is preferable to use stabilizer posts everywhere. Wall heights 2250 up to 4500 mm : use stabilizer posts raisers. For wall sections > 4500 mm : consult us. The stabilizer post 'wall section' is installed behind the partition and does therefore not extend your installation.
- half foot : 1 per 2 wall sections alternating with the stabilizer posts. On the corners 1 half foot is installed. Attention with sliding doors : please make sure there is enough space to open the sliding door completely !
- stabilizer 'door' : 2 per hinged door, 3 to 6 per sliding door depending on the length of the sliding door (see chart above). Partitions with height 2250 up to 4500 mm : use stabilizer post raisers. Partitions > 4500 mm : please consult us. The stabilizer post 'door' is installed alongside the door and therefore extends your installation with 50 mm per post.

CORMESH® • BOX



BOX

Many products have to be stored outside such as inflammable or explosive goods, gas cylinders, etc. With the Box you can now store these products safely outside without risk for theft. The front side can be opened completely allowing you to enter the Box with your forklift truck. If needed you can start with a small box now and extend it later to a bigger one by adding extra wall sections (per section of 1200 mm).

Delivered unassembled.
On request our specialized installers can install your Box.
Ask for a free quote !



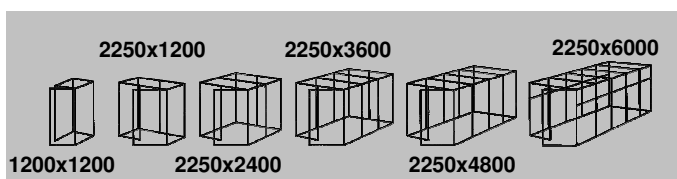
Technical characteristics :

Steel tubular frame : vertical tubes 30x20 mm, horizontal tubes 25x15 mm. Spot welded wire frame, mesh 50x60 mm (vertical wires Ø 3mm, horizontal wires Ø 2,5mm). Standard finish : galvanized.

Door opening : height +/- 2150 mm without doorstep (width doors : 1000 + 1200 mm). Delivered with padlock plates, padlock not included. Floor anchors for standard concrete slab included. For any other type of floor please consult us for a free quote.



A perfect protection against burglary and vandalism.
Wall sections and roof sections in robust mesh panels.
Delivered ready to install including all necessary fixing accessories.



TYPE	L x W x H (mm)	CODE	€
0	1200 x 1200 x 2280	7TRBOX04	
1	1200 x 2250 x 2280	7TRBOX14	
2	2400 x 2250 x 2280	7TRBOX24	
3	3600 x 2250 x 2280	7TRBOX34	
4	4800 x 2250 x 2280	7TRBOX44	
5	6000 x 2250 x 2280	7TRBOX54	
Extension unit	1200 x 2280	7TRBOXEX4	

GASBOX

Specialy designed for the storage of different kinds of gas cylinders and other dangerous products. Steel roof and eventual dividers in rolled full steel sheet galvanized and painted. Complies with today's standards for storage of dangerous goods.


Standard dimensions : height 2200 mm; the box is always bespoke, lenght and width will be according to your requirements.

Available with or without back section & roof. Delivered unassembled. Installation available on request. Ask for your free quote.




Attention : we deliver the mesh or steel sheet sections and the roof items; walls and eventual slab are to be supplied by customer !

CORLAM® • STRIP CURTAINS



As soundscreen,



Delivered unassembled.
On request our specialized installers
can install your strip curtain.
Ask for a free quote !



- ▶ Energy efficient, sound absorbing and dust-preventing.
- ▶ Your employees don't have to work in a draft and your machines and goods are protected against temperature shocks.
- ▶ The degree of isolation and sound proofing depends on the overlapping : the higher the degree of overlapping the better the isolation.

TECHNICAL characteristics :

- Three widths available : 200 x 2 mm for pedestrian passage with limited height (50 or 100 % overlapping); 300 x 3 mm : the most frequently used (33, 66 or 100 % overlapping); 400 x 4 mm for heigher passages. (50, 75 or 100 % overlapping).
- Thanks to a special production technique our soft PVC strips have rounded sides : injuries due to sharp edges are therefore excluded.
- The rail can be fixed under a ceiling or against a wall. The fixing materials are not included as a standard as they will depend on the type of wall or ceiling. In most case standard dowels and screws will do.
- The rail is equipped with a rail cover over the full length avoiding that the strips fall out of the rail. In this way the replacement of a damaged strip is very easy even if there is only one to be replaced. It is not required to take out all the strips, only the damaged one and the two adjacent ones.
- The strips are delivered with the suspension bracket installed already : therefore you save a maximum on installation costs.

SLIDING SYSTEM FOR STRIP CURTAINS

Sometimes it might be necessary to open the curtain completely.

Several accessories are available for this purpose depending on the requirements.

SPECIAL STRIPS

Coloured strips, strips for deep-freeze and fire retardant strips (class 2 transparant) are available on request.

It is obvious that the dimensions in the chart below are seldom, therefore they only serve as as a price indication. Your CORNIX project engineer can calculate an exact price for your installation no matter if it is 2977 mm x 1366 mm or 6003 mm x 16000 mm, that makes no difference. Installation in combination with storage systems make no problem at all.



as isolation for a forklift
passage,



or for a pedestrian
passage.

Consult us for an exact quote !

PRICE EXAMPLES STRIP CURTAINS (based on a 2000 mm width, excluding fixing materials)

GAUGE (mm)	2		3		4			
STRIP WIDTH (mm)	200		300		400			
OVERLAPPING (%)	50	100	33	66	100	50	75	100
HEIGHT (mm)	€	€	€	€	€	€	€	€
2000								
3000								
4000								
5000								
6000								

**For the most
up to date price :
please consult us**

ALUMEL • MODULAR PARTITIONS

In the previous sections we proposed a full range of partitions i.e. :

- Anti-collapse grids • Mesh partitions for storage areas etc. • Single steel sheet panels in combination with the mesh panels • Mesh panels for gasbox and other outside storage areas • Strip curtains sliding or fixed.

However there are still other types of partitions available which you may be looking for. Please find hereafter a schematic summary of what we can offer you.




MODULAR ALUMINIUM PARTITIONS 'ALUMEL'



Office partitions with hinged door.



Workshop office with double hinged door.



Workshop office with self supporting isolated ceiling.

Partitions for offices, showrooms and light industrial applications.

- ▶ Esthetical finishing : melamine panels combined with lacquered aluminium sections.
- ▶ Glazed modules available : single glazing, double glazing, safety glazing, etc.
- ▶ With or without isolation.
- ▶ Many heights and widths available.
- ▶ Easy installation, dismantling and re-installation.
- ▶ Cheap alternative for steel partitions.
- ▶ Self supporting ceilings (Rockfon type) are also available with or without isolation.




Modular aluminium structure, installed on site.



With or without isolation, glazed or not.

FOR A FREE QUOTE : ASK FOR THE VISIT OF ONE OF OUR PROJECT ENGINEERS !

Delivered unassembled.
On request our specialized installers can install your ALUMEL partitions.
Ask for a free quote !



Office for the warehouse manager.



Partitions office/workshop.




Alumel partitions + Cornix Plus® sales counter.

TRAVIFORM® MEZZANINE + ALUMEL PARTITIONS



All components of this installation were supplied and installed by CORNIX.
Electricity is to be installed by customer.

TraviForm® mezzanine built on TraviRack® pallet racking and equipped with a staircase. Below is a secured storage area equipped with mesh partitions with sliding door and CORNIX PLUS® shelving. The offices upstairs were installed with modular aluminium partitions equipped with a self supporting isolated rockfon ceiling.



Wide span TraviForm® mezzanine and integrated staircase + Aludel partitions below.



Wide span TraviForm® mezzanine + Aludel partitions above the workshop.

**TRAVIFORM®
MEZZANINE
+
ALUMEL
PARTITIONS
=
DOUBLE
YOUR SURFACE !**

Damaged partitions ?

Take out the PVC sealings, replace the partition panel (melamine, glass, ...), re-install the PVC sealings.




YOUR CHOICE OF COLOURS

CORMESH

Standard colour for this product (+/- 4 weeks) :

Light grey (panels) ral 9018 

Silver grey (posts and door components) ral 9006 

(small components : sendzimir)

Other standard colours at extra cost (lead time +/- 6 weeks).

Hot dipped galvanized version available at extra cost (+/- 6 weeks).


ALUMEL

Standard colour for this product (+/- 4 weeks) :

White (aluminium components) ral 9010


White (melamine panels) ral 9010

Other ral colours without surcharge (lead time +/- 5 weeks)

Light grey (aluminium components) ral 7035 

Other standard colours wat extra cost (lead time +/- 6 weeks).

OTHER CORNIX® PRODUCTS



TraviCant

Cantilevers



C-Build

Covered storage



TraviDrive

Drive-in & drive-through




C-Rack

Pallet racking




Cornix Plus

Shelving systems




TraviForm

Mezzanines



TraviRack

Pallet racking



TraviTex

Garment storage



TraviRoll

Dynamic storage



Minirack Plus

Long span



STORAGE SYSTEMS FOR LIFE

www.cornix.eu

CORNIX FLANDERS

ANTWERPEN (Kiel)

Boomsesteenweg, 492

B-2020 Antwerpen

☎ ++/32/(0)3/240 11 30

☎ ++/32/(0)3/825 30 90

✉ sales@cornix.eu

CORNIX NETHERLANDS

DOETINCHEM (no showroom)

Kruidenlaan 7

NL-7060 TD Doetinchem

☎ ++/32/(0)3/240 11 30

☎ ++/32/(0)3/825 30 90

✉ sales.nl@cornix.eu

CORNIX WALLONIA

NIVELLES

Rue de la Recherche 6A, Z.I. 1 Nivelles Sud

B-1400 Nivelles

☎ ++/32/(0)67/411 241

☎ ++/32/(0)67/411 249

✉ sales@cornix.be

CORNIX EXPORT SALES

NIVELLES

Rue de la Recherche 6A, Z.I. 1 Nivelles Sud

B-1400 Nivelles

☎ ++/32/(0)67/894 225

☎ ++/32/(0)67/894 220

✉ export@cornix.eu